
Aluminium & Iron Melbourne Lacework

PERIOD ARCHITECTURAL

BUILDING PRODUCTS Edition 11



COMPANY PROFILE / ABOUT US

Melbourne Aluminium and Iron Lacework continue the tradition of enhancing both traditional and modern architecture using our extensive range. Located in Fairfield since it was first established 1976 we are an Australian family owned company and market leader in the manufacture of quality period architectural hardware and wrought iron products.

Once a fully operational foundry with in-house casting and manufacturing and a small showroom eventually made way for a head office and larger showroom with a broader display and stocks.

Proudly every item in this catalogue is still
100% Australian Made.

With an extensive range to suit both the period home renovator and professional fabricator alike a visit to our showroom will not disappoint.



INDEX

PRODUCT	PAGE	PRODUCT	PAGE
Company Profile	2	Brick Vents	33
Index, Contact Details	3	Rosettes/Plaques	33
Lacework & Accessories	4-18	Spiral Staircase	34-35
Balcony Panels & Newels	19	Rooftop Finials	36
Verandah Posts	20-24	Bollards	37-38
Verandah Post 'Quarter Capitals'	25	Steel Shelf Brackets	39
Post Caps (Fence)	26-27	House Letters & Numbers	40
Lion Post	28	Rain Heads	41
Spear Tips & Crowns	29-32	Notes	42

Please note:

Specifications including measurements are subject to change without notice and can differ from those stated in this brochure due to manufacturing variations. Items are not to scale.

Contact Details

452 Heidelberg Road

Fairfield, Victoria, 3078

Phone: (03) 9489 5100

Web: www.melbournelacework.com.au

Email: info@melbournelacework.com.au



LACEWORK AND ACCESSORIES

Watch how your verandah is transformed with our stunning sandcast reproduction aluminium Lacework cast from original designs using traditional methods of yesteryear.

With many styles, sizes and colours available let us help you choose the perfect lacework for your home.

Available in a raw finish, undercoated or choose from a large range of powder coated colours.

Lacework & Accessories	Page
Accessories/Droppers	5
Birdsville	6
Cloverleaf	7
Corinthian	7
Emerald Hill	8
Fern	8
Fish Fern	9
Grapevine	10
Hillsbury	10
Horseshoe	11
Lincoln	12
M.C.C. (Melbourne City Council)	12
Original Corner/Original Key Frieze	13
Rosemary	13
Sandsville	14
Snowflake	15
Vase	16
Victoria	17-18

DROPPERS/ACCESSORIES

The use of the 'Dropper' is an effective way in covering the unsightly cut of the Lacework 'Frieze'. The cutting of the Frieze pieces is necessary to make the Lacework fit on your verandah. When the use of a Dropper is applied it provides a traditional and seamless look, completely covering the cut.



Birdsville Dropper
130 x 310mm
Weight - 0.66kg



Fish Fern Dropper
60 x 355mm
Weight - 0.45kg



Shield Dropper
100 x 345mm
Weight - 0.58kg



Small Dropper
50 x 235mm
Weight - 0.34kg



Victoria Dropper
75 x 355mm
Weight - 0.58kg



Lacework Corner Finisher
55 x 120mm
Weight - 0.19kg

This decorative piece provides an additional detail and finishes off the vertical and sometimes unfinished look that some lacework corners present.



Lacework Joiner*
65 x 20mm

Our 'Lacework Joiner' simply and effectively connects any two pieces of lacework together to keep them straight and level.

*Required only on the following Corner and Frieze designs: Cloverleaf, Fern, Horseshoe and Rosemary.

BIRDSTVILLE



Birdsville Key Frieze

670 x 205mm

Weight - 1.75kg



Birdsville Corner (Small) 450 x 470mm. Weight - 1.80kg

Birdsville Frieze (Small) 665 x 80mm. Weight - 0.70kg



Birdsville Corner (Large) 450 x 645mm. Weight - 2.80kg

Birdsville Frieze (Large) 680 x 280mm. Weight - 1.95kg



Birdsville Dropper

130 x 310mm. Weight - 0.66kg

(Used with large Birdsville lacework only)

CLOVERLEAF



Cloverleaf Key Frieze
740 x 180mm. Weight - 2.10kg



Cloverleaf Corner 400 x 575mm. Weight - 2.48kg
Cloverleaf Frieze 750 x 255mm. Weight - 2.83kg

CORINTHIAN



Corinthian Corner 430 x 510mm. Weight - 1.47kg
Corinthian Frieze 775 x 90mm. Weight - 0.80kg



Corinthian Spandril
385 x 500mm
Weight - 1.60kg

EMERALD HILL



Emerald Hill Key Frieze
810 x 215mm
Weight – 2.85kg



Emerald Hill Corner
560 x 560mm
Weight – 2.70kg




Emerald Hill Spandril
245 x 550mm
Weight – 2.30kg

FERN



Fern Corner 820 x 610mm. Weight – 4.40kg
Fern Frieze 820 x 315mm. Weight – 3.80kg

FISHFERN



Fishfern Corner (Small) 400 x 400mm
Weight – 1.60kg



Fishfern Left Hand Corner (Large) 415 x 570mm. Weight – 2.90kg
Fishfern Right Hand Corner (Large) 425 x 570mm. Weight – 2.90kg
Fishfern Frieze (Large) 745 x 290mm. Weight – 3.25kg



Fishfern Dropper
60 x 355mm
Weight – 0.45kg
(Used with large Fishfern lacework only)

GRAPEVINE



Grapevine Heritage Corner 460 x 325mm. Weight – 1.10kg



Grapevine Key Frieze
780 x 200mm
Weight – 2.70kg



Grapevine Corner
335 x 335mm
Weight – 0.90kg

HILLSBURY



Hillsbury Key Frieze
800 x 150mm
Weight – 1.80kg



Hillsbury Corner
375 x 375mm
Weight – 1.50kg

HORSESHOE



Horseshoe Key Frieze 695 x 175mm. Weight – 2.03kg



Horseshoe Corner 380 x 605mm. Weight – 2.60kg

Horseshoe Frieze 710 x 245mm. Weight – 2.45kg



Horseshoe Spandril

250 x 600mm

Weight – 1.80kg

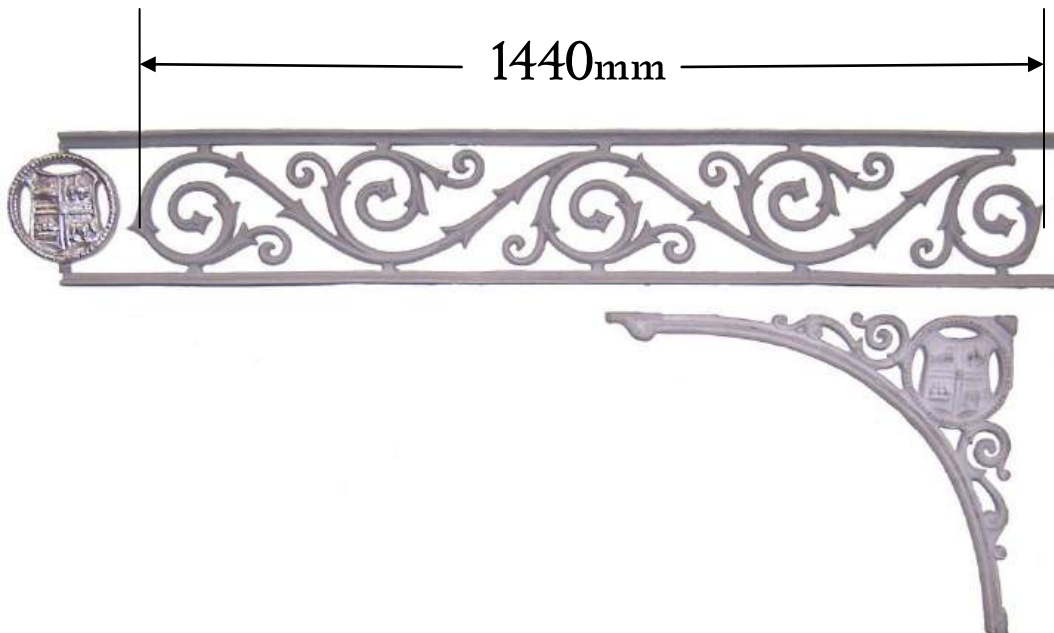
LINCOLN



Lincoln Key Frieze 850 x 190mm. Weight – 2.50kg

M.C.C (MELBOURNE CITY COUNCIL)

A classically Victorian design, the M.C.C is a timeless addition to many period commercial shop fronts.



M.C.C Key Frieze
1635 (1440) x 245mm
Weight – 6.00kg


M.C.C Medallion
175mm Diameter
Weight – 0.80kg

M.C.C Corner
650 x 510mm
Weight – 3.60kg

'ORIGINAL' CORNER with 'ORIGINAL' KEY FRIEZE



'Original' Key Frieze
705 x 175mm
Weight - 1.67kg



'Original' Corner
550 x 445mm
Weight - 1.80kg

ROSEMARY




Rosemary Key Frieze 795 x 195mm. Weight - 2.10kg



Rosemary Corner 395 x 630mm. Weight - 2.10kg
Rosemary Frieze 870 x 250mm. Weight - 2.65kg

SANDSVILLE



Sandsville Corner (Small)* 400 x 460mm. Weight – 1.40kg

Sandsville Frieze (Small) 855 x 90mm. Weight – 1.10kg

* Sandsville Corner (Small) – If used without Frieze 460 x 460mm



Sandsville Corner (Large) 455 x 580mm. Weight – 2.00kg

Sandsville Frieze (Large) 895 x 180mm. Weight – 2.50kg




Small Dropper

50 x 235mm

Weight – 0.34kg

(Used with Large Sandsville Lacework only)

SNOWFLAKE



Snowflake Corner (Small)* 280 x 340mm. Weight – 0.90kg

Snowflake Frieze (Small) 720 x 100mm. Weight – 0.80kg

*Snowflake Corner – If used without Frieze 340 x 340mm



Snowflake Corner (Large) 385 x 450mm. Weight – 1.50kg

Snowflake Frieze (Large) 810 x 130mm. Weight – 1.70kg

VASE




Vase Key Frieze 750 x 190mm. Weight – 2.65kg



Vase Corner (Small)* 415 x 450mm. Weight – 2.00kg

Vase Frieze (Small) 760 x 125mm. Weight – 1.20kg

* Vase Corner – If used without Frieze 450 x 450mm



Vase Corner (Large) 420 x 605mm. Weight – 3.35kg

Vase Frieze (Large) 750 x 280mm. Weight – 2.90kg

VICTORIA



Victoria Key Frieze 825 x 180mm. Weight – 2.20kg



Victoria Corner (Small) * 295 x 330mm. Weight – 1.00kg

Victoria Frieze (Small) 630 x 80mm. Weight – 0.60kg

* Victoria Corner (Small) – If used without Frieze 330 x 330mm

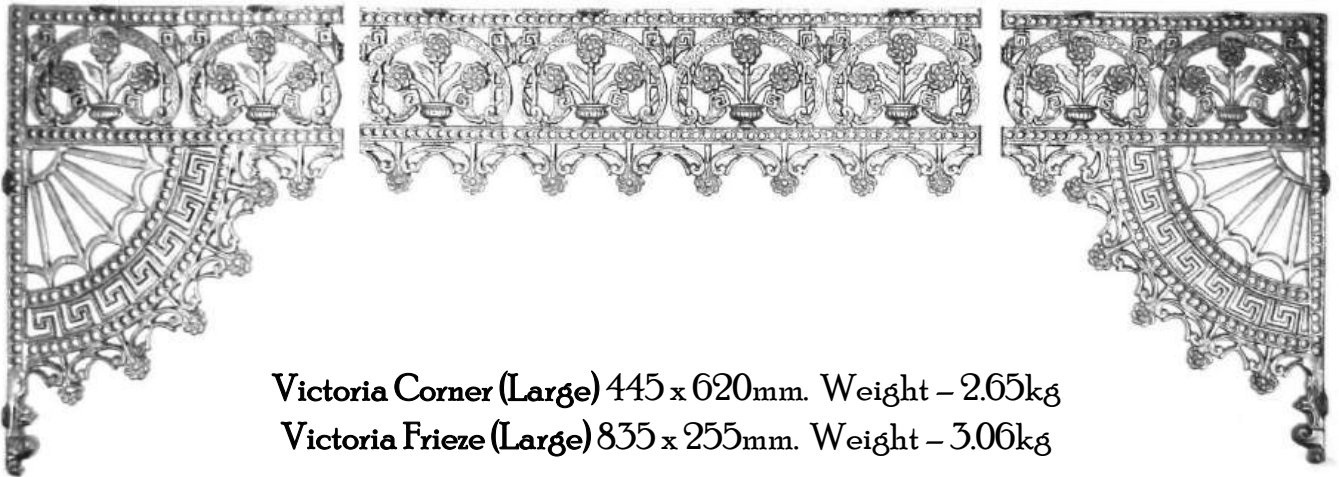


Victoria Corner (Medium) * 405 x 465mm. Weight – 1.57kg

Victoria Frieze (Medium) 630 x 80mm. Weight – 0.60kg

* Victoria Corner (Medium) – If used without Frieze 465 x 465mm

VICTORIA continued...



Victoria Corner (Large) 445 x 620mm. Weight – 2.65kg
Victoria Frieze (Large) 835 x 255mm. Weight – 3.06kg



Victoria Dropper
75 x 355mm
Weight – 0.58kg
(Used with Large Victoria Lacework only)



BALCONY PANELS AND NEWELS

With these beautiful balcony panels cast from original patterns your verandah will achieve a new dimension of both style and elegance. Made using traditional sand casting methods, these designs have stood the test of time. Beautifully reproduced in cast aluminium they can be supplied in various finishes including raw, undercoated or powder coated in a wide variety of heritage colours.



**Carlton
Panel**

820 x 425mm
Weight – 4.65kg



**Emerald Hill
Panel**

835 x 460mm
Weight – 4.70kg



**Fern (Richmond)
Panel**

780 x 440mm
Weight – 5.10kg



**Spiral Staircase
Newel**

870 x 240mm
Weight – 2.55kg



**Trawool
Panel**

860 x 500mm
Weight – 7.00kg



**Triple Sunflower
(Brunswick) Panel**

785 x 425mm
Weight – 4.95kg



**Victoria
Panel**

825 x 420mm
Weight – 4.90kg



**Victoria
Newel**

825 x 65mm
Weight – 1.40kg

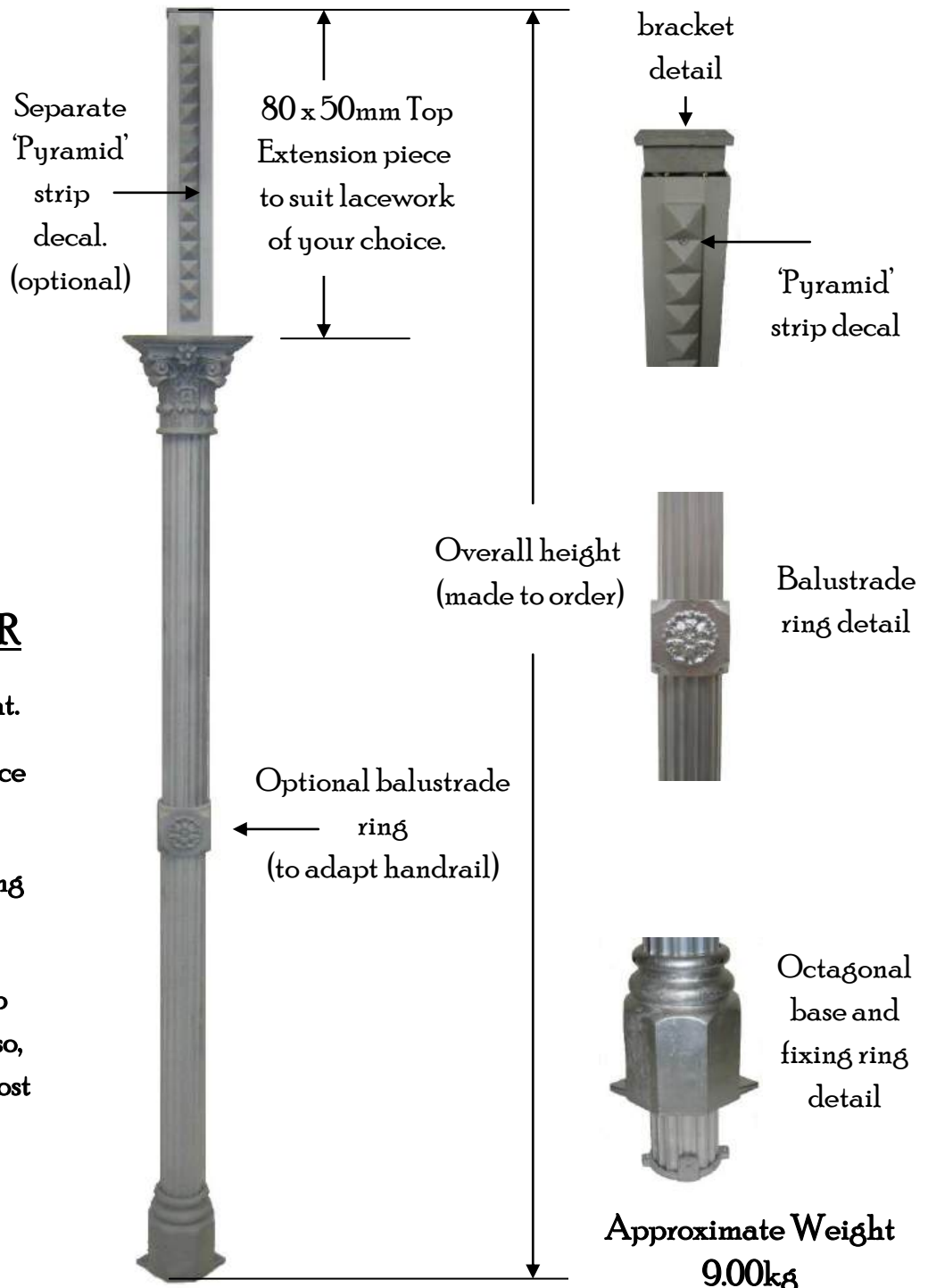
VERANDAH POSTS AND ACCESSORIES

Our range of Victorian style Verandah posts offer the astute renovator an alternative to timber posts which require ongoing painting and eventual replacement. Virtually maintenance free, our posts are made to your exact measurements and with a load bearing capacity of up to 5180kg are superior to any alternative. Based off original cast iron models from the Victorian era, the detail and craftsmanship will make this one of the easiest choices for your renovation or new home.

Available raw, undercoated or powder coated in a large range of colours.

90mm Diameter All Aluminium Semi Load-Bearing Victorian Verandah Post (made to order)

This semi-load bearing Victorian verandah post is constructed totally from aluminium. It can support moderate weight loads and is used for single storey verandahs only (i.e. Bull Nose style). Also available as an ornamental half post to place against a wall (See page 22).



TO PLACE AN ORDER

1. Nominate the overall height.
2. Nominate the extension piece height.
3. Nominate if a balustrade ring is required.
4. Nominate if 'pyramid' strip decals are required and if so, nominate if it is a straight post or a corner post.

90mm Diameter Full Load-Bearing Victorian Verandah Post
complete with steel insert (made to order)

This heavy duty load bearing Victorian verandah post is constructed from steel and aluminium. The steel top extension piece and round inner pipe are what gives this unique post its full load bearing capabilities. It is ideal for most two storey verandah applications, gazebos and carports.

Separate 'Pyramid' strip decal. (optional)

75 x 75mm Top Extension piece to suit lacework of your choice.

Top fixing bracket detail

Overall height (made to order)

Balustrade ring detail

Optional balustrade ring (to adapt handrail)


Also available with a plain round pipe option.

Octagonal base and fixing ring detail

Approximate Weight
22.00kg

TO PLACE AN ORDER

1. Nominate the overall height.
2. Nominate the extension piece height.
3. Nominate if a balustrade ring is required.
4. Nominate if 'pyramid' strip decals are required and if so, nominate if it is a straight post or a corner post.




90mm Diameter All Aluminium Ornamental Victorian 'Half' Verandah Post (made to order)

This ornamental 'half' Victorian verandah post is constructed totally from aluminium. Used purely as a decorative feature this product does not carry weight of any kind. Positioned against a wall this 'half' post is made to your specific measurements.

TO PLACE AN ORDER

1. Nominate the overall height.
2. Nominate the extension piece height.
3. Nominate if a balustrade ring is required.



40 x 50mm top extension piece to suit lacework of your choice

Overall height (made to order)



'Half' Capital detail



'Half' balustrade ring detail (optional)



'Half' octagonal base detail


Approximate Weight
4.50kg

115mm Diameter Full Load-Bearing Victorian Verandah Post
complete with steel insert (made to order)

This heavy duty load bearing Victorian verandah post is constructed from steel and aluminium. The steel top extension piece and round inner pipe are what gives this unique post its full load bearing capabilities. It is ideal for most commercial applications including shop fronts, rotundas, hotels or large domestic applications.

TO PLACE AN ORDER

1. Nominate the overall height.
2. Nominate the extension piece height.
3. Nominate if a balustrade ring is required.
4. Nominate if 'pyramid' strip decals are required and if so, nominate if it is a straight post or a corner post.



Approximate Weight
83.00kg

LOAD BEARING SCALE FOR 90mm* & 115mm DIAMETER

VICTORIAN VERANDAHS POSTS

EFFECTIVE LENGTH (mm)	90mm Diameter Full Load	115mm Diameter Full Load
	MAXIMUM SAFE AXIAL LOAD (KG)	
2100mm	3018kg	5180kg
2400mm	2773kg	4925kg
2700mm	2508kg	4659kg
3000mm	2283kg	4435kg
3300mm	2080kg	4068kg
3600mm	1845kg	3793kg
3900mm	1712kg	3517kg
4200mm	1559kg	3262kg
4500mm	1427kg	3079kg
4800mm	~	2854kg
5100mm	~	2651kg
5400mm	~	2559kg
5700mm	~	2304kg
6000mm	~	2151kg
INNER STEEL PIPE	76mm DIAMETER x 3.2mm (AS1163 C250 LO)	102mm DIAMETER x 4.0mm (AS1163 C250 LO)

* This scale does not include the 'All Aluminium' 90mm diameter posts.

CORINTHIAN VERANDAH POST 'QUARTER CAPITALS'

Corinthian verandah post 'Quarter Capitals' are available to suit both 76mm and 90mm diameter Verandah Posts. Suitable for use on either timber or cast iron, original and reproduction Verandah Posts where the existing castings are either damaged or missing. Sold separately as individual 'quarter' pieces, these aluminium reproductions are simply attached to the post with screws.



- Suits 76mm diameter post
- Overall height @ 165mm
- Overall width @ 180mm
- Weight – 0.24kg each



- Suits 90mm diameter post
- Overall height @ 185mm
- Overall width @ 210mm
- Weight – 0.44kg each

POST CAPS

Choose from our extensive range of aluminium reproduction Post Caps which are available in a variety of styles to complete your fencing project. Victorian, Edwardian and contemporary designs are available ranging in size from 90mm to 225mm.



PC1

Height – 290mm

Width – 185mm

To suit 100mm square

Weight – 2.40kg



PC2

Height – 210mm

Width – 150mm

To suit 100mm square

Weight – 0.88kg



PC3

Height – 305mm

Width – 200mm

To suit 125mm square

Weight – 2.35kg



PC4

Height – 250mm

Width – 200mm

To suit 125mm square

Weight – 2.70kg



PC5

Height – 185mm

Width – 200mm

To suit 125mm square

Weight – 1.97kg



PC6

Height – 365mm

Width – 270mm

To suit 150mm square

Weight – 5.75kg



PC7

Height – 295mm

Width – 250mm

To suit 125mm square

Weight – 4.45kg



PC8

Height – 185mm

Width – 140mm

To suit 100mm square

Weight – 0.97kg



PC9

Height – 180mm

Width – 140mm

To suit 90mm round

Weight – 1.16kg



PC10

Height – 505mm

Width – 400mm

To suit 225mm square

Weight – 12.85kg



PC11

Height – 140mm

Width – 140mm

To suit 125mm square

Weight – 1.27kg



PC12

Height – 115mm


Width – 100mm

To suit 90mm square

Weight – 0.94kg

LION POST

Victorian period sand cast Lion Head Posts make a statement of unmatched style, quality and strength, one that cheap inferior imitations fail to deliver. When combined with traditional iron fencing the boundary of your home will be transformed. Made from cast aluminium it will compliment both terrace homes and grand Victorian mansions.



Height @ 1615mm
Width of cap @ 400mm
Width of Post @ 245mm
Width of Base @ 345mm
Weight – 41.00kg



SPEAR TIPS AND CROWNS

Spear Tips and Crowns were a feature of many Victorian homes in the past. Our range of both Victorian reproduction and contemporary designs are available in strong low maintenance aluminium. Most styles are ready to secure onto a tube/bar without the use of screws and when combined with Post Caps or fence posts they can compliment the front of any home or commercial fencing applications.



No 60

Round core 16mm,
19mm & 19.2mm
Square core 16mm
Height – 150mm
Width – 40mm
Weight – 0.13kg



No 66

Round core 19mm
and 19.2mm
Height – 160mm
Width – 70mm
Weight – 0.22kg



No 67

Round core 19mm
and 19.2mm
Height – 175mm
Width – 75mm
Weight – 0.23kg

PLEASE NOTE: Spear Tips are not to scale



No 68

Round core 19mm
and 19.2mm
Height - 165mm
Width - 100mm
Weight - 0.33kg



No 69

Round core 19mm
and 19.2mm
Height - 165mm
Width - 85mm
Weight - 0.30kg



No 70

Round core 19mm
and 19.2mm
Height - 180mm
Width - 112mm
Weight - 0.28kg



No 71

Round core 19mm
and 19.2mm
Height - 195mm
Width - 47mm
Weight - 0.35kg



No 72

Stub to suit
50mm R.H.S
Height - 195mm
Width - 95mm
Weight - 1.10kg



No 73

Round core 19mm
and 19.2mm
Height - 210mm
Width - 135mm
Weight - 0.38kg

PLEASE NOTE: Spear Tips are not to scale



No 74

Round core 19mm
and 19.2mm
Height - 155mm
Width - 113mm
Weight - 0.30kg



No 75

Round core 16mm,
19mm & 19.2mm
Height - 120mm
Width - 77mm
Weight - 0.15kg



No 77

1/4" drilled &
tapped hole
Height - 150mm
Width - 75mm
Weight - 0.33kg



No 79

Round core 19mm
and 19.2mm
Height - 87mm
Width - 52mm
Weight - 0.08kg



No 80

Round core 19mm
and 19.2mm
Height - 170mm
Width - 90mm
Weight - 0.30kg



No 81

Stub to suit
50mm R.H.S
Height - 265mm
Width - 90mm
Weight - 1.50kg



No 82


1/2" drilled &
tapped hole
Height - 325mm
Width - 130mm
Weight - 3.30kg



No 83

Stub to suit
50mm R.H.S
Height - 70mm
Width - 50mm
Weight - 0.30kg

PLEASE NOTE: Spear Tips are not to scale



PICTURED LEFT

Double palisade fence and pedestrian gates featuring Lion Post and No. 74 Spear Tip and No. 81 Crown.

PICTURED RIGHT

Double palisade fence and pedestrian gate featuring Lion Post, No. 69 Spear Tip and No. 81 Crown.



PICTURED LEFT


Double palisade fence, pedestrian and driveway gates featuring Lion Post, No. 68 Spear Tip and No. 81 Crown.

BRICK VENTS (SUB FLOOR VENTS)

The small details are the difference between an average renovation and a complete transformation. These Brick Vents reproduced from a traditional design in low maintenance aluminium provide that often overlooked touch.



Single Brick Vent
230 x 75mm
Weight – 0.26kg



Double Brick Vent
230 x 155mm
Weight – 0.48kg

ROSETTES / PLAQUES

These decorative aluminium Rosettes and Plaques create an elegant feature to complete the look of security doors, gates, fencing, balustrading, furniture and more. Attached simply with screws or welded to your creation.



R1
70mm Ø x 10mm
Weight – 0.06kg



R2
65mm Ø x 12mm
Weight – 0.06kg



R3
70mm Ø x 12mm
Weight – 0.07kg



R5
110mm Ø x 25mm
Weight – 0.23kg



Lion Head Plaque (LHP)
130mm Ø x 45mm
Weight – 0.38kg

SPIRAL STAIRCASE

HEAVY DUTY CAST ALUMINIUM

Important Note

This product does not meet modern building regulations and as such must be taken into account prior to considering the suitability of this product.



The Victorian Spiral Staircase provides a statement to any home unmatched by modern designs. Using traditional manufacturing methods our staircase shows the fine filigree lacework transforming your home into the envy of all visitors.

- ❖ Diameter 1454mm
- ❖ (Minimum opening required 1500mm)
- ❖ Tread Height 193mm
- ❖ Baluster Height 865mm
- ❖ Height from the front edge of the step to the top of the Handrail 740mm
- ❖ Measurements are approximate

Each step includes:

Baluster
Tread Base
Outer Gusset Rib
Tread Riser



An overall view of a staircase consisting of 16 steps and custom made top landing.



An underside view detailing the underside of the custom-made landing and securing of handrail to the wall.



An overview illustrating the wrought iron handrail and custom made landing which is laser cut and matching the detailed pattern of the step to the landing.



Base fixing is achieved by creating a bottom plate which is fastened to the floor.

Below are the various castings that create each step of the Victorian spiral staircase.



Spiral Staircase Newel
Weight – 2.55kg



Spiral Staircase Tread
Weight – 3.74kg



Spiral Staircase
Outer Gusset Rib
Weight – 0.40kg



Spiral Staircase Riser
Weight – 2.00kg

ROOFTOP FINIALS

Many homes, churches, commercial buildings and rotundas featured rooftop finials in the past. Replicating this traditional look on your project is easy with our original styles.

Made from low maintenance sand cast aluminium, these finials are supplied in a raw finish ready to paint.



F1 Finial
595 x 230mm
Weight - 1.41kg



F2 Finial
860 x 360mm
Weight - 3.75kg



F3 Finial
715 x 240mm
Weight - 3.40kg



F4 Finial
510 x 200mm
Weight - 1.75kg

VICTORIAN BOLLARD

The construction of this Victorian style Bollard consists of an aluminium outer casing and castings combined with a steel pipe inserted inside. These materials provide superior strength and are virtually maintenance free. Ideal for use in many residential and commercial applications including parks, shopping centres and street scapes.



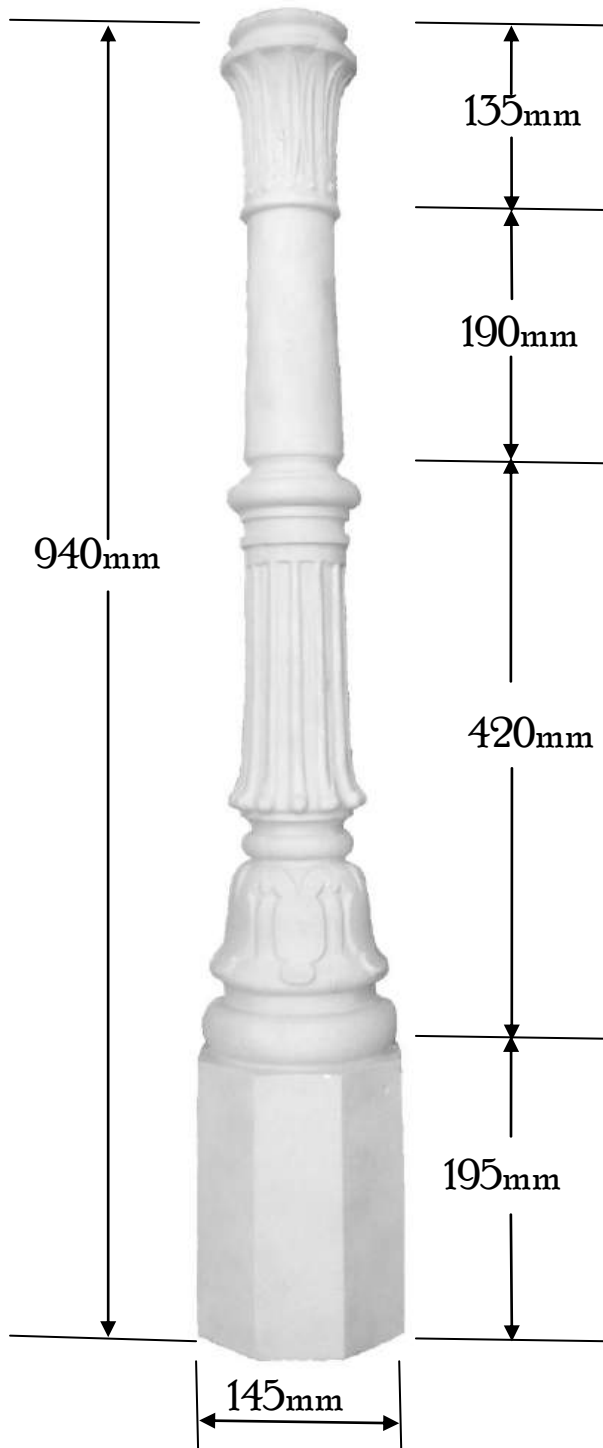
Post Diameter – 90mm

Weight – 13.30kg

Height – 1.00mt plus in-ground pipe for concreting in place.

JORDAN BOLLARD

Suitable for both traditional and contemporary architecture this sandcast aluminium Bollard provides a finishing point for staircase handrails and balustrading.



Weight = 8.00kg

Jordan
Bollard
pictured
with
Art. No.
116/F/10
100mm
Solid
Steel Ball



Jordan
Bollard
pictured
with
PC9
Post Cap

STEEL SHELF BRACKETS

These solid wrought iron shelf brackets are available in two different designs and four sizes with pre-drilled screw holes for DIY installation.



135mm x 135mm

Steel Bracket Number 9


- 25mm x 3mm steel
- Italian Art. 88/10 component
- 4 x 1/4" Ø mounting holes (off-set)
- Slightly rounded corners on ends.
- Powder coated flat black
- Weight - 0.34kg



180mm x 180mm

Steel Bracket Number 10

- 25mm x 3mm steel
- Italian Art. 88/10 component
- 4 x 1/4" Ø mounting holes (off-set)
- Slightly rounded corners on ends.
- Powder coated flat black
- Weight - 0.38kg



220mm x 220mm

Steel Bracket Number 11

- 25mm x 5mm steel
- Italian Art. 86/5 scroll
- 4 x 1/4" Ø mounting holes (off-set)
- Slightly rounded corners on ends.
- Powder coated flat black
- Weight - 0.73kg



270mm x 270mm

Steel Bracket Number 12

- 25mm x 5mm steel
- Italian Art. 86/5 scroll
- 4 x 1/4" Ø mounting holes (off-set)
- Slightly rounded corners on ends.
- Powder coated flat black
- Weight - 0.80kg

HOUSE LETTERS AND NUMBERS

Our stylish selection of weldable steel laser cut letters and numbers allowing you to create any name and number combination you desire. All measuring approximately 100mm tall and with a thickness of 5mm they are ideal for house names, front fence numbers and signage boards.



RAIN HEADS

Used during the Victorian era on both residential and commercial buildings, the Rain Head provides a detail often overlooked. Available in two sizes and made from rust free aluminium these authentic castings are a subtle addition to any renovation.



RH-1

Width – 270mm

Height – 205mm

Projection – 190mm

Weight – 2.10kg

Will suit downpipe with an inside diameter of 70mm.



RH-2

Width – 270mm

Height – 210mm

Projection – 195mm

Weight – 1.80kg

Will suit downpipe with an inside diameter of 90mm.

Miss Bella

